

Autism Open Day Information Package

This information package is designed to provide you and your family with helpful information about the Autism Open Day, including getting to the venue, the venue and its rooms, and other information which might be useful on the day.

Contents

1.0 Getting to the Venue	2
1.1 Parking.....	3
1.2 Public Transport	3
2.0 The Venue	4
2.1 Presentation Room	5
2.2 Research Exhibition Area	5
2.3 Service Provider Exhibition Area	5
2.4 Kids Playroom.....	6
2.5 Quiet Room	6
2.6 Outdoor Area.....	7
3.0 What to Bring on the Day	8

1.0 Getting to the Venue

The Autism Open Day is held at Technology Park Function Centre (2 Brodie Hall Drive, Bentley WA). The Function centre is located between Hayman Road and Kent Street and directly across from Curtin University.

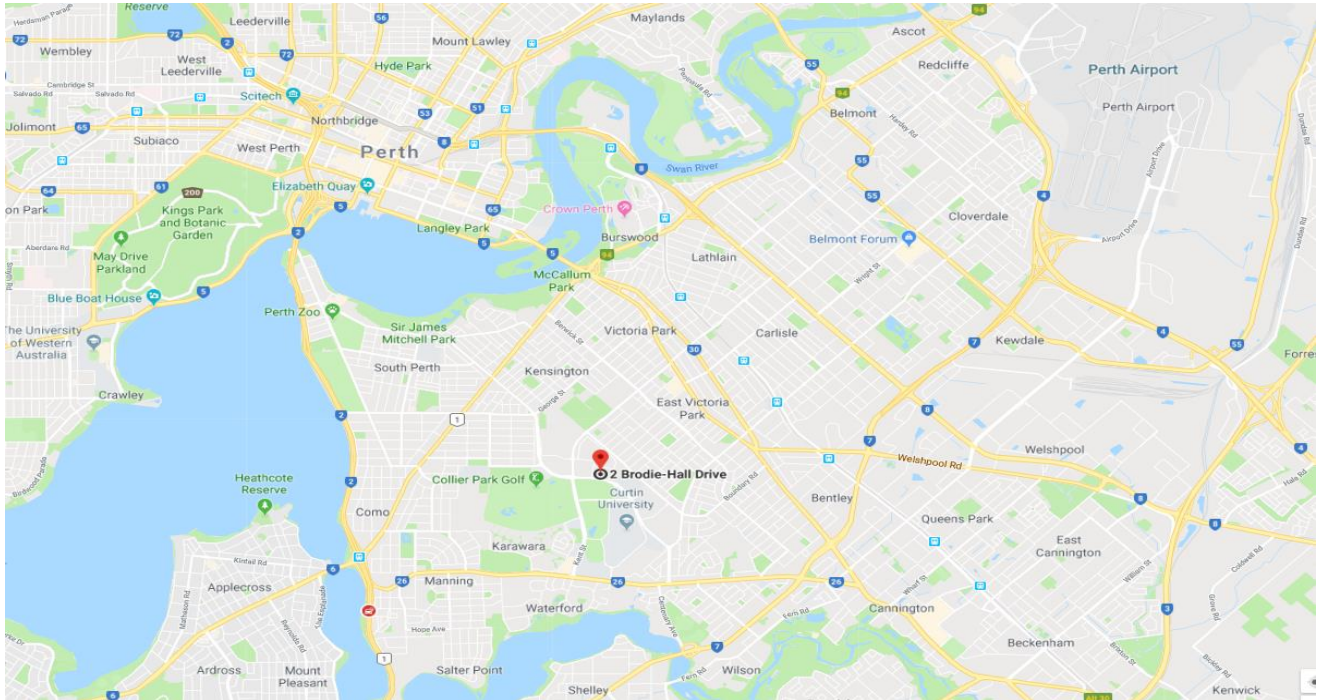


Figure 1. Map of Perth with marker indicating Technology Park



Figure 2. Map of Technology Park, Marker Indicates the location of Technology Park Function Centre.

1.1 Parking

If you are driving, the Technology Park Function Centre will have free parking available directly in front of the Function Centre entrance. There is also free street parking available around Technology Park.

1.2 Public Transport

If you are using public transport to get to the Autism Open Day, the Technology Park Function Centre is well serviced by buses. You can use the TransPerth website to plan your journey:

<https://www.transperth.wa.gov.au/Journey-Planner>

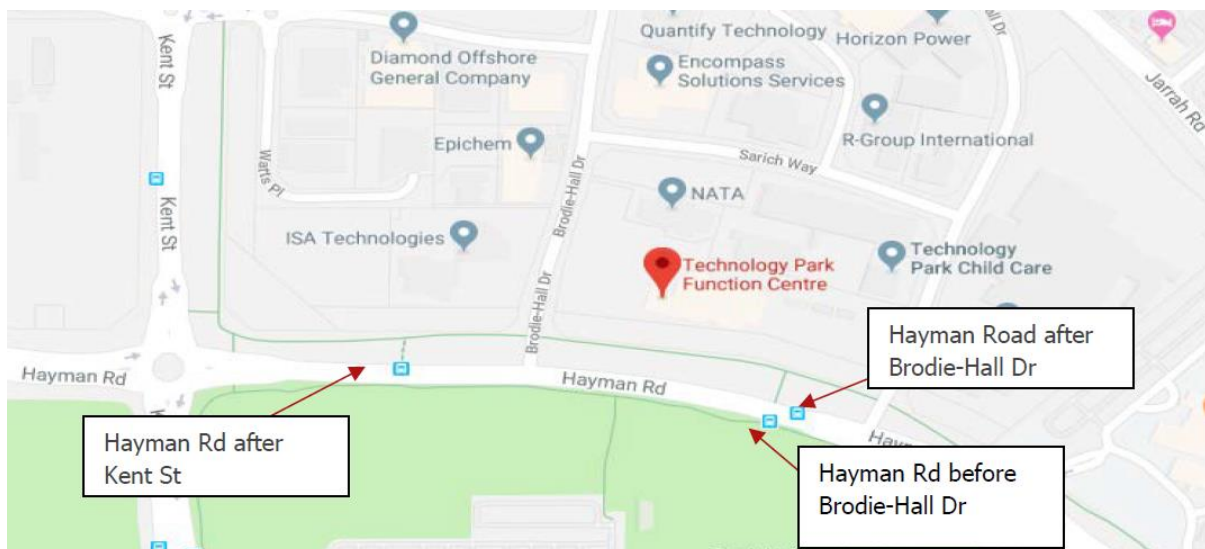


Figure 3. Map indicating bus stops close to Technology Park

2.0 The Venue

Below is a map of the inside of the Function Centre.

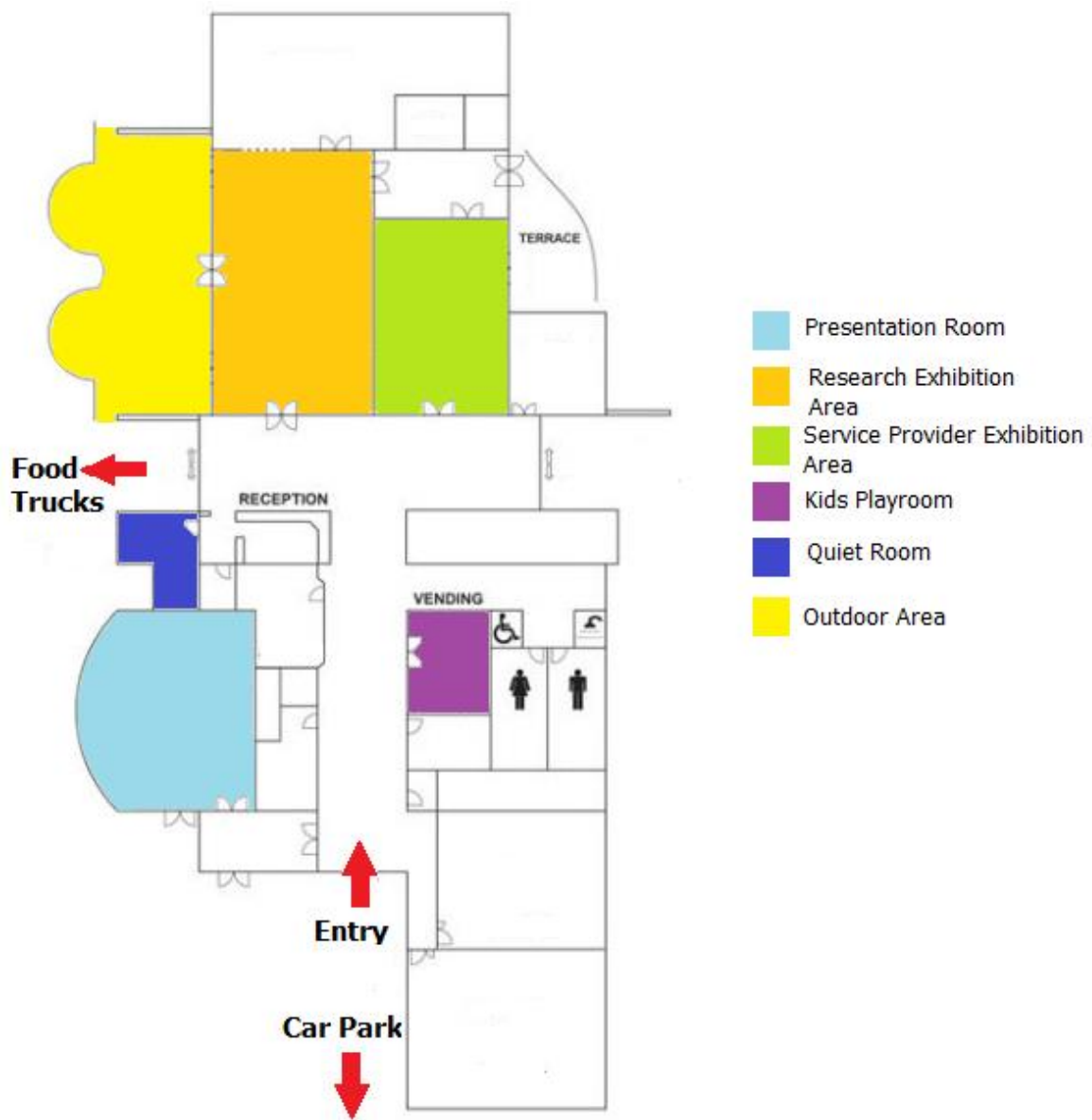


Figure 4. Map of Function Centre rooms

2.1 Presentation Room

The presentation room is where talks will be held to share our research. There will be presentations held here throughout the day.



Figure 5. Presentation Room.

2.2 Research Exhibition Area

Researchers from both the Curtin Autism Research Group and the Telethon Kids Institute will display their research in the Research Exhibition Area. Various topics of research will be covered from childhood to adulthood. In this area you can wonder around the exhibitions freely and the researchers are more than happy to share and discuss their research with you.

2.3 Service Provider Exhibition Area

New this year will also be a Service Provider Exhibition Area. Various Service Providers will be on display with service provider staff there to discuss and answer questions you might have about their services.

2.4 Kids Playroom

If you are bringing your kids along, there will be a kid's playroom available. We cannot offer you child care, you will still be responsible for your child. However, occupational Therapy students will be in the room all day with plenty of toys to help keep your kids occupied.

2.5 Quiet Room

If you feel like you need a quiet place to take a break we have a quiet room. This is hidden away from the activities of the day with comfortable couches to relax.



Figure 6. Quiet Room

2.6 Outdoor Area

An outdoor area with large toys can be found next to the Research Exhibition Area. Some toys will be available for kids. Food trucks can be found outside.



Figure 7. Outdoor Area



Figure 8. Food trucks

3.0 What to Bring on the Day

Sensory tools or toys: While we will have toys available for kids, we do not have sensory tools or toys. If you or your child requires sensory tools or toys, please bring them along.

Notepad and pen: If you would like to take notes on the research presentations throughout day, please bring along a notepad and pen/pencil as these will not be provided.

Money: Food trucks will be available on the day to purchase food, drinks and coffee however free food will not be made available. Please make sure to bring some money if you would like to purchase food at the Food trucks.